

To be a good Communication Partner



Hanna Rún Eiríksdóttir
26. maí 2022

The whole point of communicating is connecting



Kate Ahern 2017

Augmentative and Alternative Communications

AAC means all of the ways that someone communicates besides talking. People of all ages can use AAC if they have trouble with speech or language skills.

Augmentative means to add to someone's speech.

Alternative means to be used instead of speech.

Some people use AAC throughout their life. Others may use AAC only for a short time, like when they have surgery and can't talk.

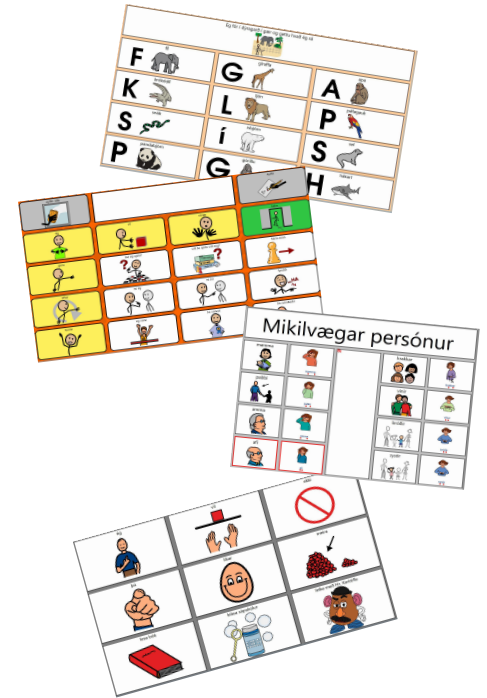
Different types of AAC

No-tech and **low-tech** options include things like

- gestures and facial expressions,
- writing,
- drawing,
- spelling words by pointing to letters,
- pointing to photos, pictures, or written words.

High-tech options include things like

- using an app on an iPad or tablet to communicate
- using a computer with a “voice,” -Communication Device



A person may use different types of AAC because there are many ways that we all communicate. An **AAC system** means all of the tools of this type that a person uses.

Focus

AAC with a Communication Device



and how to be a good Communication Partner

Presume Competence

at all times





Tablet and Eye Gaze computers

The whole community matters





“Having a communication device doesn’t make you an effective communicator any more than having a piano makes you a musician”

David Beukelman



The device is their voice



Time and support

- time to react
- support when needed
- count to 10 in your mind
- praise everything that's said
- confirm that you understand
- make it a positive experience using the device for communication



Time



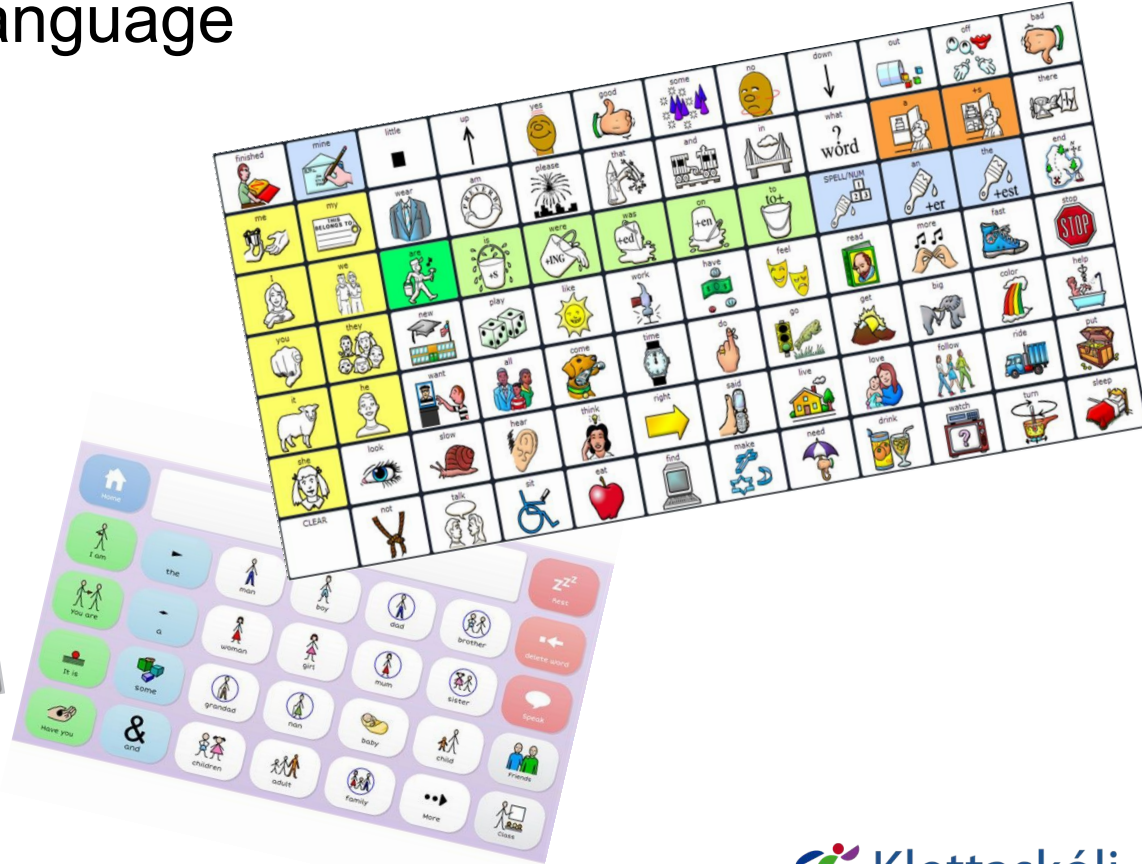
Respect the time it takes

For the user to build sentences and find the right words

100% Attention all the time



The software is their language



Model words and sentences

Use the same language



Core words, quickfires and wordlists



5 things to remember




Chickadee AAC
Communication Services

1. In the beginning you will use the Communication device much more than your AAC learner
2. The AAC learner will push lot of buttons that seem random
3. Use the device when you play and use words to describe the game
4. Even though the learner is not using the device he is still learning the language
5. It takes time to be a successful communicator

Before you say ...

“He’s not using the device ”

Ask yourself:

Am I a good modeler?

Do I model words and sentences enough?

Am I using the device enough?



Don't ignore

words even if they seem random

It looks like you
have a lot to
say!

I'm not quite
sure what you
mean, will you
tell me more?

Can you give
me another
word to help me
understand
what you want
to tell me

You said "go"
Where would
you like to
go?

That's interesting
word. Do you
have something
else you want
to say about that?

Hmmm are you
telling me you
want to talk
about
dinosaurs?

Wow, I've
never seen
you use that
word before!

I didn't know you
liked cars.
What color is
your favorite

I don't see a
bus right now.
Did you see a
bus today?

Honor every communication

AAC Tip

Learn the device together

Make mistakes together

Search for words, together

Make it a shared experience



School Project



AAC is NOT a last resort.
We can work on AAC and SPEECH at the
same time



Mutual understanding

Topics - mutual understanding



Communication Software - TD Snap



TD Snap



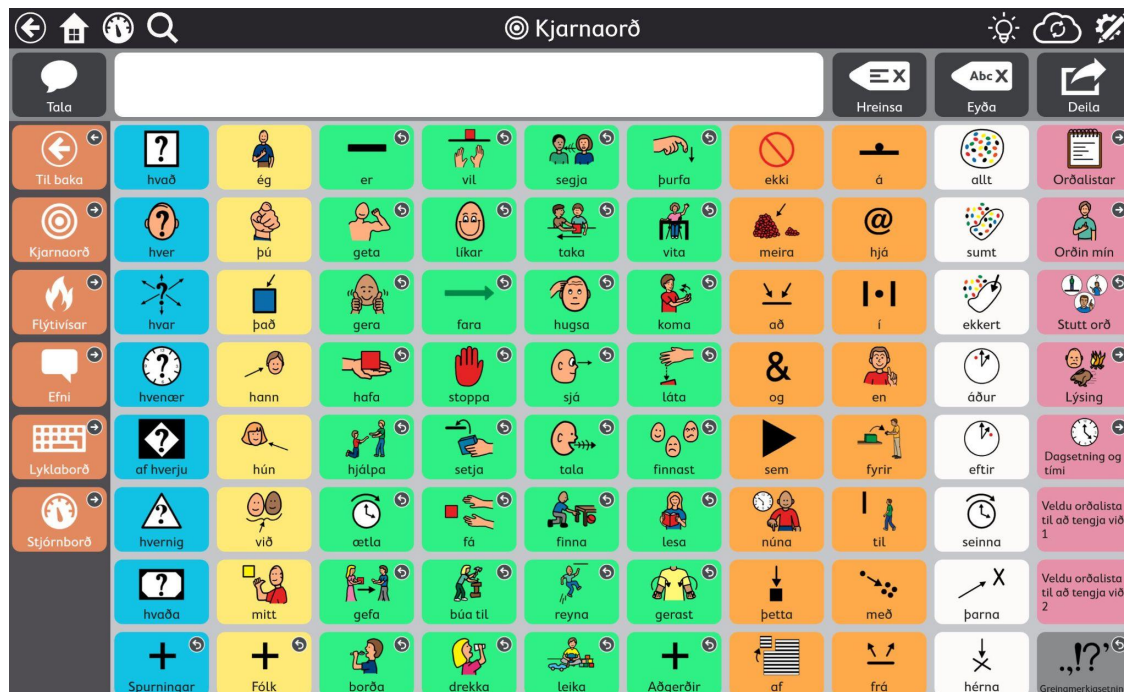
Core words

Quickfires

Topics

Keyboard

Wordlists



Progress

Learning how to build sentences

Getting to know the wordlists

Learning how to get attention

Learning to go between sections

Learning to have conversation

Learning to express their feelings

Learning to answer questions

Learning to read and write



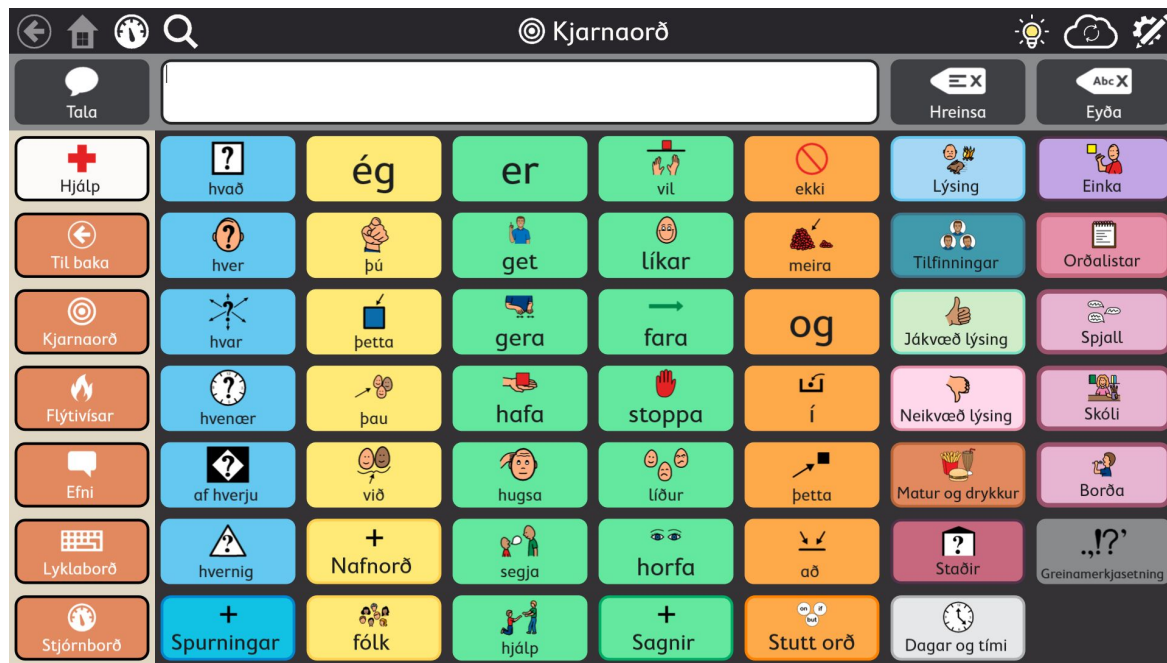
Pageset for visually impaired



The device



Pageset for Eye Gaze users



Aphasia Pageset - work in progress



Pageset Central - Tobii Dynavox Database

The screenshot shows the 'mytobii dynavox' website. The top navigation bar is green with white text for 'Store', 'Pageset Central', 'Support', and 'Community'. The left sidebar is green and contains a 'description' section with a search bar, a 'Software' section with a list of products and their counts, and a 'Category' section with a list of categories and their counts. The main content area is white and displays two product cards. Each card features a yellow folder icon with the Tobii logo. The first card is for 'Siri' by Dannel Friel, dated 5/12/2022, categorized as 'Page Bundle', 'Categories', and 'Games and Exploration'. The second card is for 'Remi Word Board' by ElmoRemy, dated 5/11/2022, categorized as 'TD Snap'. A 'Give Feedback' button is located at the bottom right of the second card.

mytobii dynavox Store Pageset Central Support ▾ Community ▾

description

Search for...

Software

- ☐ Communicator 4 - (1103)
- ☐ Communicator 5 - (2143)
- ☐ Compass - (173)
- ☐ SymbolMate - (203)
- ☐ TD Snap - (597)

Category

- ☐ Aphasia - (11)
- ☐ Calendars and Schedules - (110)

Siri

by Dannel Friel 5/12/2022

TD Snap English

Page Bundle

Categories

Games and Exploration

Remi Word Board

Multiple grid sizes, core vocabulary, behavior supports, keyboards, and pre-stored messages organized by topic. Bilingual English/Spanish version.

by ElmoRemy 5/11/2022

TD Snap

[Give Feedback](#)

Social Media - Facebook and Instagram



Thank you

hanna.run.eiriksdottir@rvkskolar.is

